






Key

-  Train stabling
-  Existing path
-  Shared use path (to be delivered by City of Whittlesea)
-  Shared use path
-  Additional footpath to connect to Mernda Station

