









CURRICULUM CONTENTS







Ride2School Curriculum for Primary Schools

Lesson Title PDF Downloads	Lesson Content Teacher Lesson notes Student Activity Sheets	Grade Subject VELS*	Aims & Learning Outcomes Lesson Description
<p style="color: #8b4513;">Active Travel Survey (PART 1)</p> 	<ul style="list-style-type: none"> • Lesson Notes • Active Travel Student Survey • Active Travel Parent Survey • Active Travel Grandparent Survey 	<p style="color: #8b4513;">Grade: 3-6</p> <p style="color: #8b4513;">Humanities: History</p> <p style="color: #8b4513;">VELS Level 3/4</p>	<p style="color: #8b4513;">To investigate the social, historical and cultural aspects influencing the way people travel to school and how this differs on a generational level.</p>
<p style="color: #8b4513;">Active Travel Survey (PART 2)</p> 	<ul style="list-style-type: none"> • Lesson Notes • Active Travel Survey Table • Active Travel Survey Graph 	<p style="color: #8b4513;">Grade: 3-6</p> <p style="color: #8b4513;">Maths</p> <p style="color: #8b4513;">VELS Level 3/4</p>	<p style="color: #8b4513;">To compile Active Travel Survey data in a table and graph format to display the different modes of transport used by people from three generations.</p>
<p style="color: #008000;">Mapping Active Travel Routes</p> 	<ul style="list-style-type: none"> • Lesson Notes • Mapping Active Travel Routes • Mapping Active Travel Notes Extension 	<p style="color: #008000;">Grade: 4-6</p> <p style="color: #008000;">Humanities: Geography & Health/PE</p> <p style="color: #008000;">VELS Level 4</p>	<p style="color: #008000;">To encourage participation in active travel by providing students with useful mapping skills and knowledge of local region.</p>

* Victorian Essential Learning Standards – Where relevant segments of VELS have been inserted into activity lesson notes, some minor grammatical changes have been made.





Lesson Title PDF Downloads	Lesson Content Teacher Lesson notes Student Activity Sheets	Grade Subject VELS*	Aims & Learning Outcomes Lesson Description
<p>The Grand Tour of Australia!!! (PART 1)</p> 	<ul style="list-style-type: none"> • Lesson Notes • Active Travel: Student Record Sheet. • Active Travel: Class Kilometre Count • How Far Did We Travel This Months? Graph 	<p>Grade: 4-6</p> <p>Humanities: Geography & Maths</p> <p>VELS Level 3/4</p>	<p>To inspire students to become active travelers, by recording accumulated distances traveled to and from school and combining these kilometres with the class to circumnavigate Australia.</p>
<p>The Grand Tour of Australia!!! (PART 2)</p> 	<ul style="list-style-type: none"> • Lesson Notes • Active Travel Class Graph • Maths Magic • Maths Magic Extension Activity 	<p>Grade: 5-6</p> <p>Maths</p> <p>VELS Level 4</p>	<p>To use maths as a means for students to follow their individual and class progress as active travel participants in The Grand Tour of Australia.</p>
<p>Riding & Walking Songs</p> 	<ul style="list-style-type: none"> • Lesson Suggestions • Lyrics to 8 bicycle songs • Lyrics to 5 walking songs 	<p>Grade: P-6</p> <p>The Arts</p> <p>VELS Level 1-4</p>	<p>To celebrate riding, walking and active travel events through music and drama performances.</p>
<p>Web-based Resource List</p> 	<p>Internet Resource List:</p> <ul style="list-style-type: none"> • Science • Technology • History • SOSE • Health/PE • Teacher/Parent Info. 	<p>Grade: P-6</p> <p>Multi-Disciplinary</p> <p>VELS Level 1-4</p>	<p>To provide teachers and students with links to useful internet sites containing lesson plans, online student activities & PDF downloads, photos, pictures and information.</p>

* Victorian Essential Learning Standards – Where relevant segments of VELS have been inserted into activity lesson notes, some minor grammatical changes have been made.

Lesson Title PDF Downloads	Lesson Content Teacher Lesson notes Student Activity Sheets	Grade Subject VELS*	Aims & Learning Outcomes Lesson Description
<p>Bicycle Stories</p> 	<ul style="list-style-type: none"> Lesson Suggestions Mulga Bill's Bicycle, by Banjo Paterson 	<p>Grade: 2-6</p> <p>English</p> <p>VELS Level 2-4</p>	<p>To engage students in the topic of active travel through reading books and writing stories that relay experiences of riding.</p>
<p>Bicycle & Walker Stencils</p> 	<ul style="list-style-type: none"> Lesson Suggestions Footprint Stencil 3 Bike Stencils 	<p>Grade: 3-6</p> <p>Humanities: Geography</p> <p>VELS Level 3/4</p>	<p>To make neighborhood riding and walking routes more distinctive by stenciling with permanent or non-permanent spray paint. To create stencil designs, banners or T-shirts that promote active travel.</p>
<p>Wheeled Inventions for Children</p> 	<ul style="list-style-type: none"> Lesson Notes Wheeled Inventions for Children; Timeline Research Project Topics 	<p>Grade: 4-6</p> <p>Humanities: History</p> <p>VELS Level 3/4</p>	<p>To develop an awareness of the inventions that lead to modern day bicycles for children, and learn about the changes of materials and designs used over time.</p>
<p>Wheeled Inventions Crossword</p> 	<ul style="list-style-type: none"> Wheeled Inventions Crossword Wheeled Inventions Crossword: Teacher Answers 	<p>Grade: 4-6</p> <p>Humanities: History</p> <p>VELS Level 3/4</p>	<p>To review student understanding of the historical development of children's wheeled inventions through a crossword puzzle.</p>

Active Travel = any form of travel that requires physical exercise.
For example: Cycle, Walk, Skateboard, Scooter, Roller-blades.

* Victorian Essential Learning Standards – Where relevant segments of VELS have been inserted into activity lesson notes, some minor grammatical changes have been made.

Lesson Title PDF Downloads	Lesson Content Teacher Lesson notes Student Activity Sheets	Grade Subject VELS*	Aims & Learning Outcomes Lesson Description
How to be a Smart Rider Mini Video 	<ul style="list-style-type: none"> Lesson Notes How to be a Smart Rider (Labels) How to be a Smart Rider (Blank Labels) 	Grade: 3-6 Health Technology VELS Level 3/4	To become familiar with laws and strategies for smart riding by producing a mini video to present to the class.
How to be a Smart Rider Crossword 	<ul style="list-style-type: none"> How to be a Smart Rider: Crossword Clues & Grid Crossword Answers Information Labels 	Grade: 3-6 Health Technology VELS Level 3/4	To review students' knowledge of smart riding laws and strategies learnt during the making of the mini video. (This activity can also function as an independent lesson).
Hot & Cold Weather Bike Fashion 	<ul style="list-style-type: none"> Lesson Notes How to be a Happy Rider in Cold Weather (Activity) How to be a Happy Rider in Hot Weather (Activity) 	Prep-2 Health Art VELS Level 1/ 2	To learn about how to be a happy rider in hot and cold weather by creating a bike fashion poster that displays clothing and equipment most suited to the current season.
Bicycle & Walker Paper-chains 	<ul style="list-style-type: none"> Activity Notes Bicycle and walker templates Bicycle with Rider Template Walker Template 	Grade: 1-6 Art VELS Level 2/3	To create excitement about active travel by making bicycle and walker paper-chains for active travel events, T-shirts logos, banners, or as classroom decorations.

* Victorian Essential Learning Standards – Where relevant segments of VELS have been inserted into activity lesson notes, some minor grammatical changes have been made.



ride2school.com.au