

2009 Hands Up! Results

(May – December)

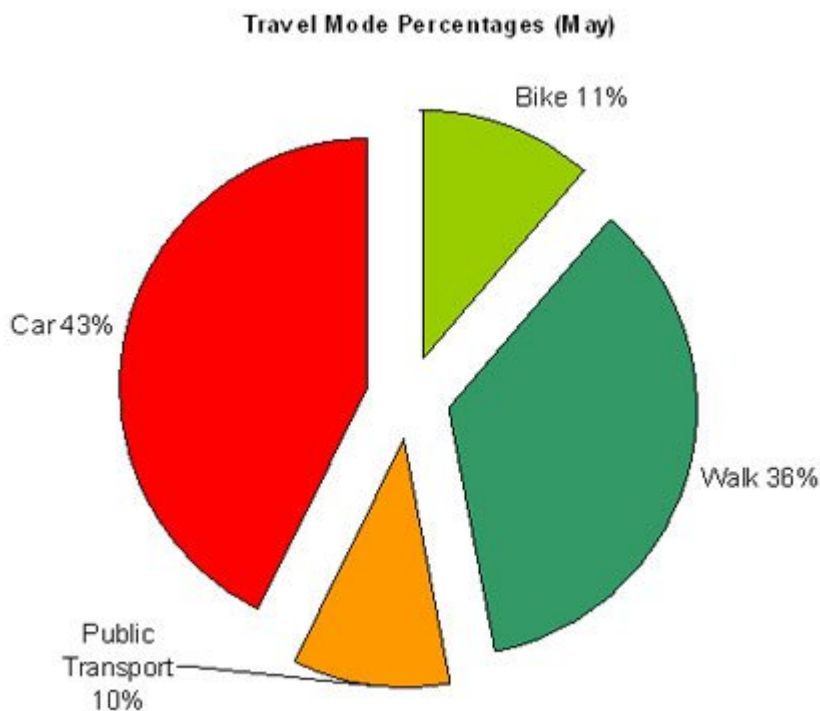
May Hands Up! results

Well done to all the schools who entered Hands Up! results - May's Hands Up! results saw an increase in the overall Active Travel percentage to 47%.

National Hands Up! results

All School Totals (from data entered by 258 schools)

| Bike | Walk | Public Trans | Car | Total | % Active |
|------|-------|--------------|-------|-------|----------|
| 7550 | 23630 | 6808 | 28542 | 66520 | 47% |



Hands Up! School Prize Categories and Winners

May Hands Up! rewarded the school with the greatest increase of active travel year to date with a Malvern Star bike, and Rosebank helmet and the runner up school in this category with a Ride2School prize pack consisting of bike computers, t-shirts, water bottles and a floor pump.

The winners are:

Kaniva College - Malvern Star bike and Rosebank helmet

Tooradin Primary School - Ride2School prize pack

3 Random Prizes Winners – 3 Ride2School Prize Packs

The three schools awarded Ride2School Prize Packs win: Ride2School T-shirts, water bottles and a Cateye cycle computer.

1. Ivanhoe Primary School
2. St Leonards Primary School
3. Morwell Park Primary School

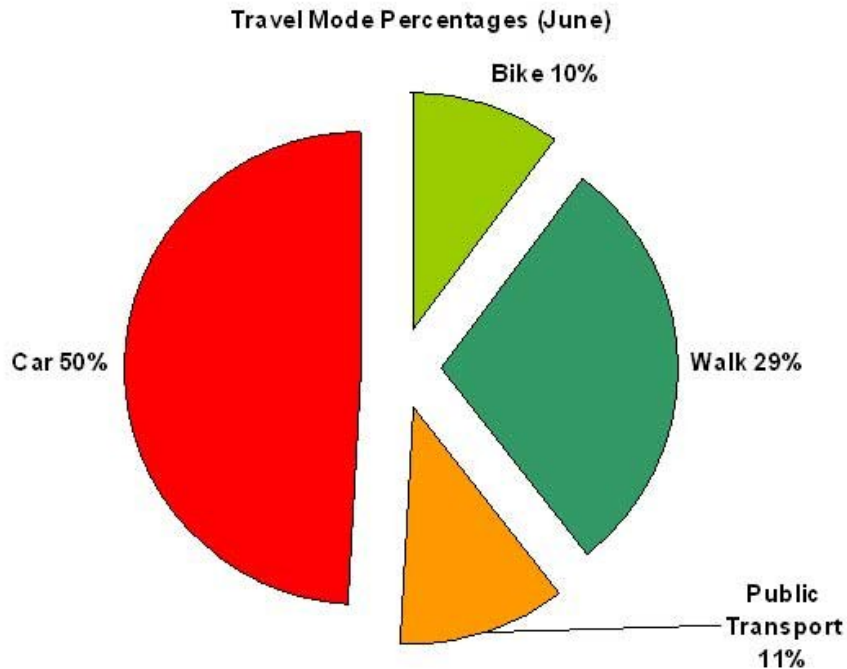
June Hands Up! results

Despite the winter chill over 25,000 students still pedalled and walked their way to school in June. A total of 263 schools recorded an active travel rate of 40% - a great effort!

National Hands Up! results

All Schools Total (data entered by 263 schools)

| Bike | Walk | Public Trans | Car | Total | % Active |
|-------------|-------------|---------------------|------------|--------------|-----------------|
| 6,687 | 19,143 | 7,433 | 32,241 | 65,504 | 40% |



June Hands Up! Prize Categories and Winners

Prize: Malvern Star bike and Rosebank helmet

Category: Least number of car travellers at a primary school

Winner: **Smeaton Primary School (1 car traveller)**

Prize: Ride2School prize pack (bike computer, t-shirts, water bottles and a floor pump.)

Category: Least number of car travellers at a secondary school

Winner: **Collingwood English Language School (9 car travellers)**

Prize: Ride2School prize packs (Ride2School t-shirts, water bottles and a Cateye cycle computer)

Category: Random draw

Winners: **Edenhope College, Myrree Primary, McGuire College**

July Hands Up! results

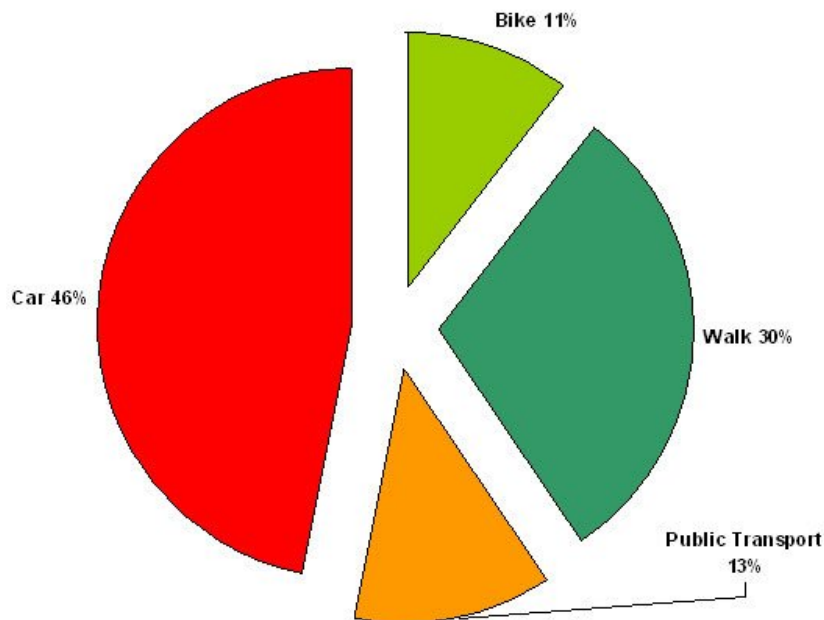
Hi five to the walkers, riders and scooters!!! With over 20,000 students actively travelling to school a 40% active travel was achieved in July.

National Hands Up! results

All Schools Total (data entered by 220 schools)

| Bike | Walk | Public | Trans | Car | Total | % Active |
|-------|--------|--------|-------|--------|--------|----------|
| 5,288 | 14,950 | 6,268 | 6,268 | 23,363 | 20,238 | 40% |

Travel Mode Percentages (July)



July Hands Up! Prize Categories and Winners

Prize: Malvern Star bike and Rosebank helmet

Category: Greatest percentage of riders in a Victorian Primary School

Winner: **Cohuna Primary School (40%)**

Prize: Ride2School prize pack (bike computer, t-shirts, water bottles and a floor pump.)

Category: Greatest percentage of riders in a Victorian Secondary School

Winner: **McGuire Secondary College (16%)**

Prize: Ride2School prize packs (Ride2School t-shirts, water bottles and a Cateye cycle computer)

Category: Random draw

Winners: **Belle Vue Primary, Churchill Primary, Carrum Downs Primary**

**Winners are based on most accurate entry of results for July.*

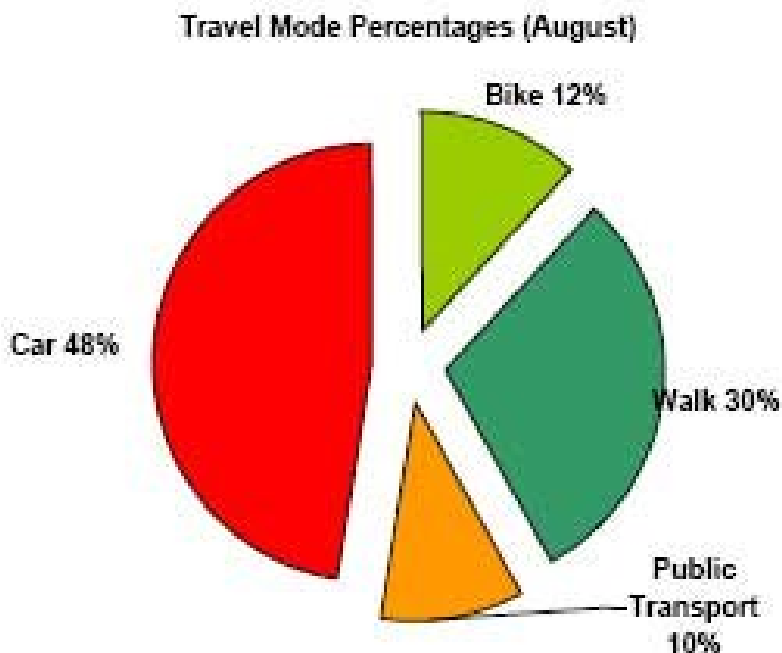
August Hands Up! results

Rainy days outside, but Ride2School students are walking and riding on. More schools involved, more students surveyed and higher active travel than August 2008. Walking and riding is on the rise!

National Hands Up! results

All schools total (data entered by 216 schools)

| Bike | Walk | Public Transport | Car | Total | % Active |
|------|-------|------------------|-------|-------|----------|
| 6542 | 16616 | 5678 | 26230 | 55066 | 42 |



August Hands Up! Prize Categories and Winners

Prize: Malvern Star bike and Rosebank helmet

Category: Greatest increase in Active Travel from July (Primary or Secondary)

Winner: **Eastbourne Primary School, Rosebud (36.20% increase)**

Prize: Ride2School prize pack (bike computer, t-shirts, water bottles and a floor pump.)

Category: Greatest increase in Active Travel from July (Converse school type of Grand Prize)

Winner: **Wedderburn P-12 College (5.30% increase)**

Prize: Ride2School prize packs (Ride2School t-shirts, water bottles and a Cateye cycle computer)

Category: Random draw

Winners: **St Kilda Primary School, Point Lonsdale Primary School, Bimbadeen Heights Primary School**

*Winners are based on most accurate entry of results for August.

September Hands Up! results

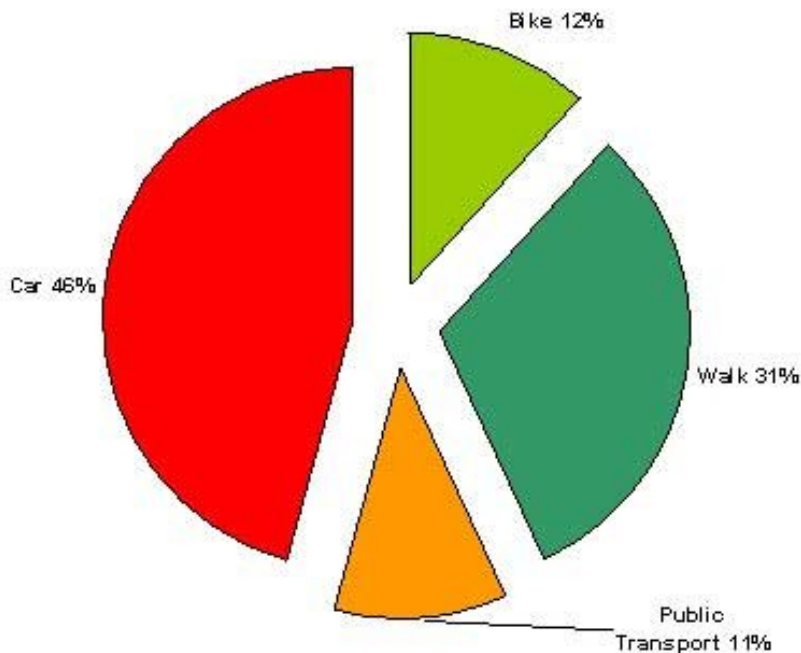
Over 25,000 active students, 228 schools and 43% active travel. A pretty impressive way to end term 3. Great job guys!

National Hands Up! results

All schools' total (data entered by 228 schools)

| Bike | Walk | Public Transport | Car | Active Travel Percentage |
|------|-------|------------------|-------|--------------------------|
| 6981 | 18428 | 6386 | 27038 | 43.19 |

Travel Mode Percentages (September)



September Hands Up! prize categories and winners

Prize: Malvern Star bike and Rosebank helmet

Category: Highest Active Travel percentage among regional schools
(Primary or Secondary)

Winner: **Hastings Primary School, Hastings (71.50%)**

Prize: Ride2School Prize Pack (bike computer, t-shirts, water bottles,
and floor pump)

Category: Highest Active Travel percentage among regional schools
(converse school type of Grand Prize)

Winner: **Australian Technical College, Bendigo (31.25%)**

Prize: Ride2School prize packs (Ride2School t-shirts, water bottles
and a Cateye cycle computer)

Category: Random prize draw

Winners: **Buangor Primary School, St Joseph's Primary (Malvern, Vic), Diggers
Rest Primary School**

**Winners are based on most accurate entry of results for September.*

Ride2School aims to get over 300 schools entering Hands Up! results - help us to reach
this goal by [entering your schools results](#) before the end of the month.

October Hands Up! results

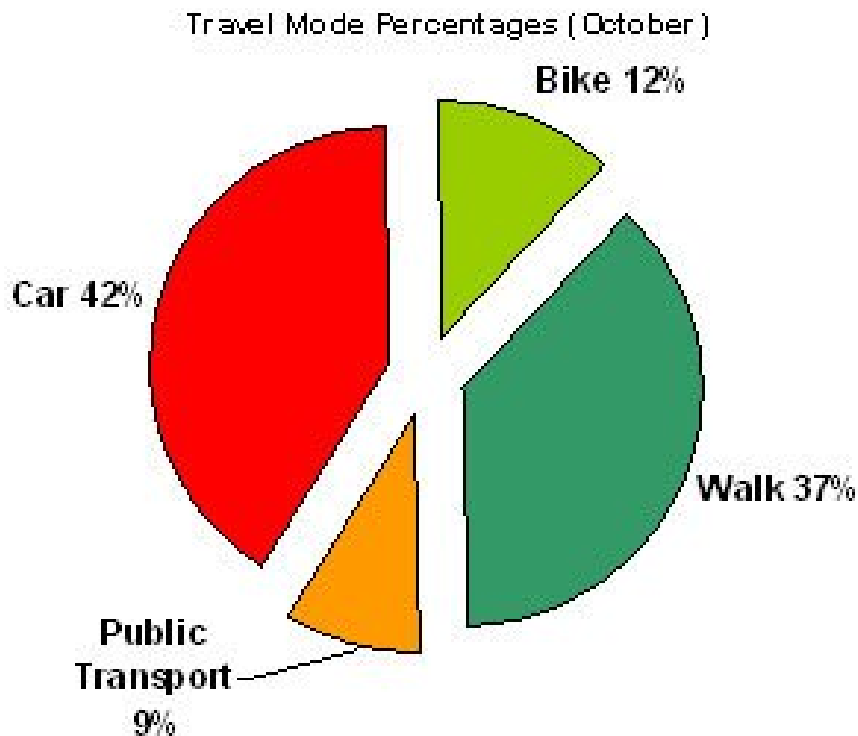
October was an action packed month and over 32,000 students walked and wheeled their way to school.

With Ride to Work Day and Walktober Walk to School Day October was a perfect month to get active and over 250 schools that entered Hands Up! data didn't disappoint. Over 24,000 walkers, nearly 8,000 riders and just under 50% active travel - what an effort!

National Hands Up! results

All schools' total (data entered by 252 schools)

| Bike | Walk | Public Transport | Car | Active Travel |
|------|-------|------------------|-------|---------------|
| 7927 | 24205 | 5998 | 26983 | 49.34% |



October Hands Up! prize categories and winners

Prize: Bike and helmet

Category: Highest Active Travel percentage increase since July, 2009

(Primary or Secondary)

Winner: **Manchester Primary School, Mooroolbark (63.15%)**

Prize: Ride2School Prize Pack (bike computer, t-shirts, water bottles, and floor pump)

Category: Highest Active Travel percentage increase since July, 2009 (converse school type of Grand Prize)

Winner: **Staughton College, Melton South (15.48%)**

Prize: Ride2School prize packs (Ride2School t-shirts, water bottles and a Cateye cycle computer)

Category: Random prize draw

Winners: **Allansford and District Primary School, Lara Lake Primary School, Christ the King Primary School (Braybrook, VIC)**

November Hands Up! results

Hot, cold, hot, cold....sound familiar? That was the story in November but more than 21,000 students from 201 schools didn't let the crazy Melbourne weather stop them from walking and wheeling to a 45% active travel rate in November.

National Hands Up! results

All schools' total (data entered by 201 schools)

| Riding | Walking | Public Transport | Car | Active Travel rate |
|--------|---------|------------------|-------|--------------------|
| 6568 | 14816 | 4792 | 22170 | 45% |



November Hands Up! prize categories and winners

Prize: Bike and helmet

Category: Metropolitan school with the lowest proportion of students arriving by car (Primary or Secondary)

Winner: **Collingwood English Language School (7.87%)**

Prize: Ride2School Prize Pack (bike computer, t-shirts, water bottles, and floor pump)

Category: Regional school with the lowest proportion of students arriving by car (Primary or Secondary)

Winner: **Worawa Aboriginal College, Healesville (0.00%)**

Prize: Ride2School prize packs (Ride2School t-shirts, water bottles and a Cateye cycle computer)

Category: Random prize draw

Winners: **Dartmore Primary School, California Gully Primary School, Box Hill North Primary School**

**Winners are based on most accurate entry of results for November.*

All bikes and prize packs are courtesy of [Goldcross Cycles](#)



Don't forget to enter [November Hands Up! results](#) before 5pm Wednesday 30 December for your chance to win!

December Hands Up! results

It's the last one for 2009! What a year it has been. Congratulations on a year full of outstanding results and most importantly more students walking and riding more often.

National Hands Up! results

All schools' total (data entered by 147 schools)

| Riding | Walking | Public Transport | Car | Active Travel Rate |
|--------|---------|------------------|-------|--------------------|
| 5003 | 12180 | 2459 | 23771 | 40% |

December Hands Up! prize categories and winners

Prize: Bike and helmet

Category: Highest sum of active travel rates 2009

(Primary or Secondary)

Winner: **Bayswater North Primary School (987)**

Prize: Ride2School Prize Pack (bike computer, t-shirts, water bottles, and floor pump)

Category: Second highest sum of active travel rates 2009

(Primary or Secondary)

Winner: **Penshurst Primary School (846)**

Prize: Ride2School prize packs (Ride2School t-shirts, water bottles and a Cateye cycle computer)

Category: Random prize draw

Winners: **Lalor North Primary School, Ballam Park Primary School, Maramba Primary School**

