

Napier Street











1. How often do you ride along Napier Street?			Response Percent	Response Count
Everyday			5.2%	6
Most days			9.5%	11
Most week days			19.0%	22
Most weekends			3.4%	4
Sometimes			38.8%	45
Sometimes during the week			17.2%	20
Sometimes on the weekend			4.3%	5
Rarely			2.6%	3
			answered question	116
			skipped question	1

2. When I am going south (uphill towards the city) along Napier and reach Johnson Street I generally			Response Percent	Response Count
Pick a gap in the traffic and ride across			52.1%	61
Wait for a pedestrian to trigger the pedestrian crossing lights			17.9%	21
Ride over to the lights and push the button			29.9%	35
			answered question	117
			skipped question	0

3. When I am going north (away from the City and downhill) along Napier and reach Johnson Street I generally:			Response Percent	Response Count
Pick a gap in the traffic and ride across			60.3%	70
Wait for a pedestrian to trigger the pedestrian crossing lights			17.2%	20
Ride over to the lights and push the button			22.4%	26
	<i>answered question</i>			116
	<i>skipped question</i>			1

4. What do you think about the Napier Street bike route when it crosses Johnson Street?		Response Count
		110
	<i>answered question</i>	110
	<i>skipped question</i>	7

5. Would you recommend other riders use the Napier Street bike route? 1 is 'No I would recommend people to avoid it' and 10 is 'Yes I would strongly recommend it'.

		Response Percent	Response Count
1		0.9%	1
2		0.9%	1
3		7.8%	9
4		2.6%	3
5		8.6%	10
6		12.1%	14
7		22.4%	26
8		21.6%	25
9		9.5%	11
10		13.8%	16
		answered question	116
		skipped question	1

6. When you are riding south towards the City where are you generally heading for?

	Response Count
	114
	answered question
	114
	skipped question
	3

7. When you are riding north away from the City where are you generally heading for?

	Response Count
	115
	answered question
	115
	skipped question
	2

8. Gender			
		Response Percent	Response Count
Male		57.4%	66
Female		42.6%	49
<i>answered question</i>			115
<i>skipped question</i>			2

9. Age			
		Response Percent	Response Count
10 or under		0.0%	0
11 to 18		0.0%	0
19 to 30		20.2%	23
31 to 40		36.0%	41
41 to 50		24.6%	28
51 to 60		13.2%	15
61 +		6.1%	7
<i>answered question</i>			114
<i>skipped question</i>			3

10. What is your Bicycle Victoria Rider ID number? (in the subject of emails from Bicycle Victoria)			
		Response Count	
		66	
<i>answered question</i>		66	
<i>skipped question</i>		51	




11. First name		Response Count
		68
	<i>answered question</i>	68
	<i>skipped question</i>	49

12. Last name		Response Count
		66
	<i>answered question</i>	66
	<i>skipped question</i>	51

13. What is your email address?		Response Count
		65
	<i>answered question</i>	65
	<i>skipped question</i>	52

14. Day time phone		Response Count
		51
	<i>answered question</i>	51
	<i>skipped question</i>	66

15. Would you like to receive information on Bicycle Victoria events and activities in the future?

		Response Percent	Response Count
Yes please		4.3%	5
No thanks		18.8%	22
I already receive information thanks		76.9%	90
		<i>answered question</i>	117
		<i>skipped question</i>	0