



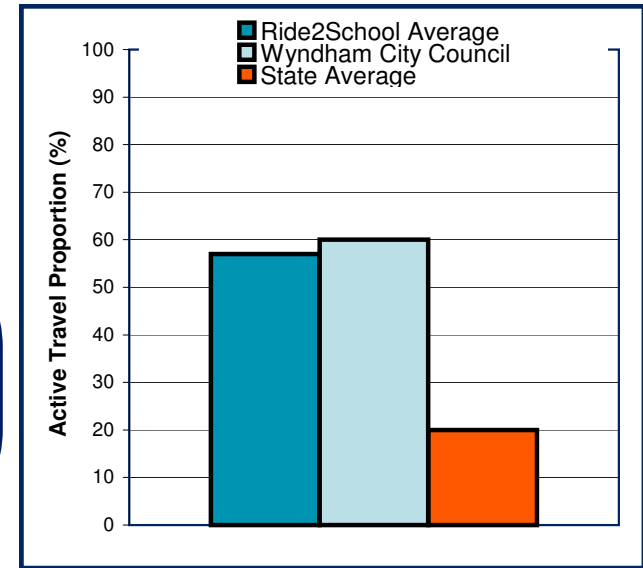
National Ride2School Day 2010 Report

Wyndham City Council

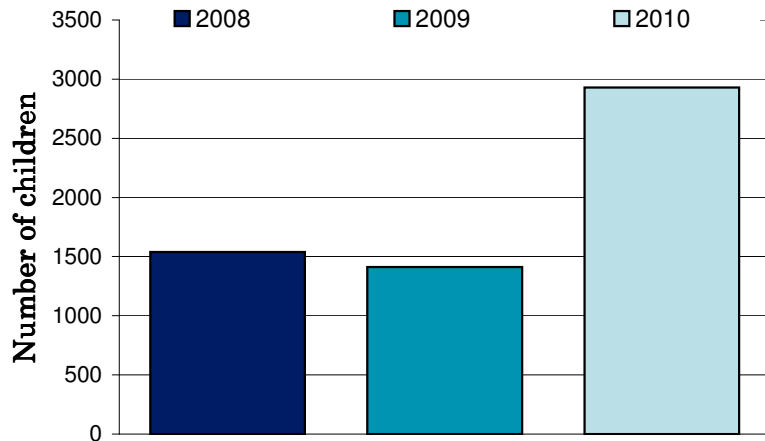
Dear Mayor, Councillors and supporters of Ride2School, Ride2School is proud to bring you all the figures on the 2010 National Ride2School Day in your municipality. This years National Ride2School Day was our biggest and best yet!

Any involvement your council may have had to support the day is much appreciated by all involved and gets more students riding more often!

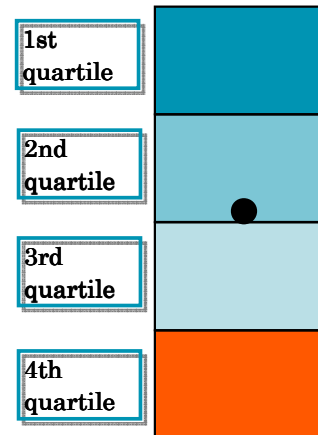
The graph on the right shows the Ride2School, your council's and the state-wide average active travel rate



Active travel numbers (based on Hands Up! data)



The black dot in the right diagram marks your relative position in comparison to other Victorian councils. Ideally, you want to be in the first quartile.



The registered school rank shows how many schools are registered in your council versus other councils. The active travel rank does the same, only for active travel percentage.

Registered school rank
21
(out of 80 councils)

Active travel rank
47
(out of 80 councils)

Wyndham City Council

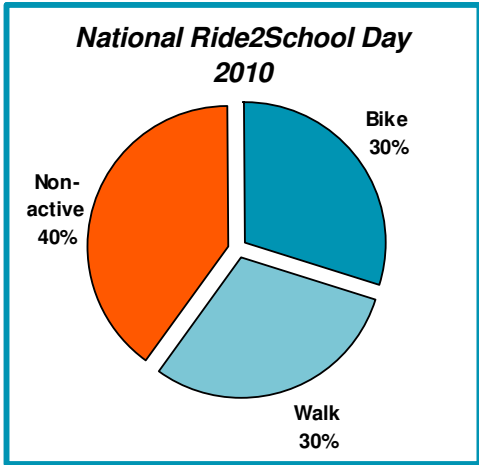
| Schools currently registered with Ride2School | National Ride2School Day Active Travel %age | | |
|---------------------------------------------------|---------------------------------------------|------|------|
| | 2008 | 2009 | 2010 |
| Laverton P-12 College | | | 65 |
| Iramoo Primary School | 53 | 58 | 63 |
| Manor Lakes College | | | |
| Laverton Plains Primary School | | | |
| Warringa Park School P-12 | 4 | | |
| St James The Apostle Primary School | 48 | 42 | 60 |
| Cambridge Primary School | | | 80 |
| Woodville Primary School | 49 | 43 | |
| Bellbridge Primary School | | | |
| Corpus Christi Primary School | 60 | 38 | 44 |
| Werribee Primary School | 37 | 47 | 62 |
| Galvin Park Secondary College | | | |
| Manorvale Primary School | | | |
| St Andrews Primary | 24 | 44 | |
| Westgrove Primary School | | | |
| Glen Orden Primary School | | | 78 |
| Mossfiel Primary School | | | |
| MacKillop College | | | |
| Stella Maris Catholic Primary School (Point Cook) | | | 56 |
| Little River Primary School | 30 | | 31 |
| Ocean Shores Public School | 72 | 38 | 43 |
| Noble Park primary school | | | 58 |



Carbon Savings
6.28
tonnes of greenhouse gas emissions

125522
black balloons

- Top 5 Local Councils**
 (Based on the number of schools reporting)
1. Greater Geelong City Council
 2. Mornington Peninsula Shire Council
 3. Yarra Ranges Shire Council
 4. Boroondara City Council
 5. Wyndham City Council



Council Active Schools Challenge

The Active Schools Challenge is an opportunity for schools who are already kicking some active travel goals or are hoping to increase their active travel rate to be rewarded for their efforts.

We know that council support assists in increasing active travel rates, so we have set you a challenge! The council that has the most schools complete the challenge compared to the total number of schools in the municipality will be rewarded the 2010 Ride2School Most Active Council Award. For more information visit

<http://www.bv.com.au/ride2school/91212/>

Ride2School
 Ph: 03 8636 8888
 E: ride2school@bv.com.au
 W: www.ride2school.com.au