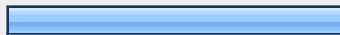





Bikes on VLine - Department of Transport survey

1. In the past 2 years, how often have you used a bicycle in combination with a regional public transport service (VLine train or coach/bus)? NOTE: This can include leaving your bike parked at a bus stop or train station.

	Daily	Weekly	Monthly	Several times	Twice	Once	Never	Response Count
Recreation	0.5% (5)	4.1% (43)	6.3% (66)	34.0% (354)	12.0% (125)	12.1% (126)	31.0% (323)	1,042
Commuting (travelling to or from work)	4.5% (36)	4.1% (33)	3.9% (31)	10.7% (86)	1.5% (12)	2.7% (22)	72.6% (582)	802
Transport for non-work purposes (E.g. visiting friends, shopping etc)	1.2% (10)	4.5% (38)	4.4% (37)	24.4% (205)	6.1% (51)	6.1% (51)	53.3% (447)	839
Other (please specify)								67
answered question								1,085
skipped question								6

2. Which forms of regional public transport (VLine) do you use with a bicycle? NOTE: This includes leaving your bike parked at a bus stop or train station.

		Response Percent	Response Count
VLine train only		55.5%	602
VLine coach only		0.8%	9
Both VLine train and VLine coach		13.9%	151
Neither		29.8%	323
answered question			1,085
skipped question			6

3. In the last 2 years, when you have cycled to/from a VLine COACH service, please indicate the purpose.								
	Daily	Weekly	Monthly	Several times	Twice	Once	Never	Response Count
Recreation	0.0% (0)	0.0% (0)	0.0% (0)	33.3% (3)	22.2% (2)	44.4% (4)	0.0% (0)	9
Commuting (travelling to from work)	0.0% (0)	0.0% (0)	0.0% (0)	50.0% (1)	0.0% (0)	0.0% (0)	50.0% (1)	2
Transport for non-work purposes (E.g. visiting friends, shopping etc)	0.0% (0)	0.0% (0)	0.0% (0)	50.0% (1)	0.0% (0)	0.0% (0)	50.0% (1)	2
Other (please specify)								0
answered question								9
skipped question								1,082


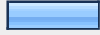

4. When travelling by bike and coach, for each type of trip, would it be useful to take your bike with you on the coach?				
	Yes, it would be useful to take my bike with me.	Yes, it would sometimes be useful.	No, I don't need to take my bike with me.	Response Count
Recreation	77.8% (7)	22.2% (2)	0.0% (0)	9
Commuting (travelling to or from work)	50.0% (1)	0.0% (0)	50.0% (1)	2
Transport for non-work purposes (E.g. visiting friends, shopping etc)	50.0% (1)	50.0% (1)	0.0% (0)	2
Other (please specify)				0
answered question				9
skipped question				1,082



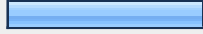


5. In the last 2 years, when you have used the VLine TRAIN in conjunction with cycling, please indicate the purpose.

	Daily	Weekly	Monthly	Several times	Twice	Once	Never	Response Count
Recreation	0.0% (0)	2.0% (10)	7.9% (39)	52.2% (258)	19.0% (94)	15.4% (76)	3.4% (17)	494
Commuting (travelling to from work)	4.2% (12)	7.0% (20)	4.9% (14)	15.8% (45)	5.3% (15)	3.9% (11)	58.8% (167)	284
Transport for non-work purposes (E.g. visiting friends, shopping etc)	0.0% (0)	3.0% (10)	5.6% (19)	37.4% (126)	11.0% (37)	10.1% (34)	32.9% (111)	337
Other (please specify)								16
answered question								527
skipped question								564

6. When travelling by bike to a train station, for each trip purpose whether it is useful to take your bike with you on the train?

	Yes, it is useful to take the bike with me.	Yes it is sometimes useful.	No, I don't need to take my bike with me.	Response Count
Recreation	85.4% (427)	13.2% (66)	1.4% (7)	500
Commuting (travelling to or from work)	46.6% (150)	16.8% (54)	36.6% (118)	322
Transport for non-work purposes (E.g. visiting friends, shopping etc)	59.8% (222)	22.6% (84)	17.5% (65)	371
Other (please specify)				17
answered question				530
skipped question				561

7. If you ride your bike to a VLine train station but do not take it on the train, what are the reasons?			
		Response Percent	Response Count
I don't need my bike at the other end of the train trip		43.4%	111
There is secure bike parking at the train station		14.8%	38
It is too difficult to get my bike on the train		65.2%	167
	Other (please specify)		45
	answered question		256
	skipped question		835

8. If you take your bike on a VLine train, what are the reasons for doing so?			
		Response Percent	Response Count
Security concerns for leaving bicycle at train station		20.8%	106
Need bicycle at other end of train trip		96.5%	492
Cover greater distance		32.4%	165
To avoid hills		2.7%	14
To avoid riding at night		11.0%	56
	Other (please specify)		18
	answered question		510
	skipped question		581


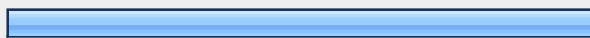



9. When travelling by a combination of bicycle and train, please indicate which VLine train stations you most frequently use.




Start of train trip						
	Albury	Ararat	Ardeer	Avenel	Bacchus Marsh	Bairnsdale
Select station from drop down menus	0.6% (3)	0.0% (0)	0.0% (0)	0.0% (0)	1.4% (7)	0.8% (4)
End of train trip						
	Albury	Ararat	Ardeer	Avenel	Bacchus Marsh	Bairnsdale
Select station from drop down menus	0.2% (1)	1.6% (7)	0.2% (1)	0.0% (0)	0.4% (2)	4.7% (23)

10. In the last 2 years, when you have used the VLine TRAIN in conjunction with cycling, please indicate the purpose.

	Daily	Weekly	Monthly	Several times	Twice	Once	Never	Response Count
Recreation	0.7% (1)	3.7% (5)	13.3% (18)	47.4% (64)	15.6% (21)	14.8% (20)	4.4% (6)	135
Commuting (travelling to from work)	5.3% (4)	1.3% (1)	5.3% (4)	13.3% (10)	6.7% (5)	2.7% (2)	65.3% (49)	75
Transport for non-work purposes (E.g. visiting friends, shopping etc)	1.0% (1)	2.1% (2)	12.4% (12)	30.9% (30)	7.2% (7)	15.5% (15)	30.9% (30)	97
							Other (please specify)	7
							answered question	141
							skipped question	950

11. When travelling by bike to a train station, for each trip purpose whether it is useful to take your bike with you on the train?				
	Yes, it is useful to take the bike with me.	Yes it is sometimes useful.	No, I don't need to take my bike with me.	Response Count
Recreation	88.3% (121)	10.2% (14)	1.5% (2)	137
Commuting (travelling to or from work)	51.3% (40)	12.8% (10)	35.9% (28)	78
Transport for non-work purposes (E.g. visiting friends, shopping etc)	66.7% (70)	23.8% (25)	9.5% (10)	105
			Other (please specify)	5
			answered question	141
			skipped question	950



12. If you take your bike on a VLine train, what are the reasons for doing so?			
		Response Percent	Response Count
Security concerns for leaving bicycle at train station		20.9%	29
Need bicycle at other end of train trip		97.1%	135
Cover greater distance		48.9%	68
To avoid hills		4.3%	6
To avoid riding at night		18.7%	26
		Other (please specify)	12
		answered question	139
		skipped question	952





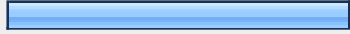
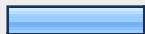
13. If you ride your bike to a VLine train station but do not take it on the train, what are the reasons?			
		Response Percent	Response Count
I don't need my bike at the other end of the train trip		35.4%	28
There is secure bike parking at the train station		13.9%	11
It is too difficult to get my bike on the train		68.4%	54
		Other (please specify)	16
		answered question	79
		skipped question	1,012



14. When travelling by a combination of bicycle and train, please indicate which VLine TRAIN stations you most frequently use to get on and off the train							
Start of train trip							
	Albury	Ararat	Ardeer	Avenel	Bacchus Marsh	Bairnsdale	Geelong
Select station from drop down menus	0.8% (1)	1.6% (2)	0.0% (0)	0.0% (0)	0.0% (0)	0.8% (1)	0.0% (0)
End of train trip							
	Albury	Ararat	Ardeer	Avenel	Bacchus Marsh	Bairnsdale	Geelong
Select station from drop down menus	1.7% (2)	2.5% (3)	0.0% (0)	0.0% (0)	0.0% (0)	2.5% (3)	0.0% (0)

15. In the last 2 years, when you have cycled to/from a VLine COACH service, please indicate the purpose.								
	Daily	Weekly	Monthly	Several times	Twice	Once	Never	Response Count
Recreation	0.0% (0)	2.3% (3)	6.2% (8)	42.6% (55)	15.5% (20)	19.4% (25)	14.0% (18)	129
Commuting (travelling to from work)	3.2% (2)	1.6% (1)	3.2% (2)	11.1% (7)	3.2% (2)	1.6% (1)	76.2% (48)	63
Transport for non-work purposes (E.g. visiting friends, shopping etc)	0.0% (0)	2.4% (2)	6.0% (5)	28.9% (24)	7.2% (6)	15.7% (13)	39.8% (33)	83
Other (please specify)								13
answered question								133
skipped question								958

16. When travelling by bike and coach, for each type of trip, would it be useful to take your bike with you on the coach?				
	Yes, it would be useful to take my bike with me.	Yes, it would sometimes be useful.	No, I don't need to take my bike with me.	Response Count
Recreation	84.8% (117)	13.8% (19)	1.4% (2)	138
Commuting (travelling to or from work)	39.7% (25)	11.1% (7)	49.2% (31)	63
Transport for non-work purposes (E.g. visiting friends, shopping etc)	63.5% (61)	19.8% (19)	16.7% (16)	96
Other (please specify)				10
answered question				141
skipped question				950


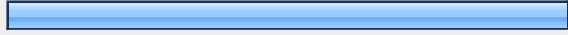



17. Would you consider using your bicycle with regional public transport if it was made easier?			
		Response Percent	Response Count
Yes		96.5%	306
No		3.5%	11
answered question			317
skipped question			774






18. If you were permitted to carry your bicycle on VLine coaches, would you use this service? How often?			
		Response Percent	Response Count
No, I would not be likely to use this service		11.1%	106
Yes, daily		0.6%	6
Yes, weekly		2.3%	22
Yes, monthly		6.9%	66
Yes, several times a year		56.6%	538
Yes, about once per year		22.4%	213
answered question			951
skipped question			140


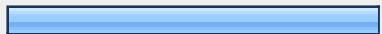
19. If you could take your bike on VLine coaches, would you travel to parts of Victoria that you don't currently visit?			
		Response Percent	Response Count
Yes		87.8%	835
No		12.2%	116
answered question			951
skipped question			140

20. What useful changes could be made to encourage greater integration of cycling and regional public transport in Victoria?

	Very useful	Somewhat useful	Slightly useful	Not useful	Response Count
Better cycling network	76.3% (688)	18.1% (163)	5.1% (46)	0.6% (5)	902
Safe bicycle parking facilities at train stations and coach stops	59.3% (521)	24.7% (217)	13.1% (115)	3.0% (26)	879
Shower and locker facilities at train/coach stations	28.0% (242)	32.4% (280)	28.6% (247)	11.1% (96)	865
More frequent services	46.9% (400)	35.8% (305)	14.8% (126)	2.6% (22)	853
More room for bikes on trains	91.7% (862)	7.2% (68)	0.9% (8)	0.2% (2)	940
Ability to travel with bicycle on coach	75.9% (699)	17.4% (160)	5.4% (50)	1.3% (12)	921
Booking system to ensure that bicycle will be carried on train or coach	81.2% (756)	12.2% (114)	4.6% (43)	1.9% (18)	931
Better marketing and promotion	42.9% (373)	33.7% (293)	18.9% (164)	4.5% (39)	869
				Other (please specify)	70
	<i>answered question</i>				951
	<i>skipped question</i>				140

21. If you could take your bike on a VLine COACH, which best describes your reasons for doing so?			
		Response Percent	Response Count
Security concerns for leaving bicycle at coach stop		15.7%	140
Need bicycle at other end of coach trip		93.2%	833
Cover greater distance		37.4%	334
To avoid hills		3.8%	34
To avoid riding at night		12.5%	112
		Other (please specify)	51
		answered question	894
		skipped question	197

22. If you were to use your bicycle in combination with regional public transport, in which season would you be most likely to travel?			
		Response Percent	Response Count
Summer		19.6%	186
Winter		0.9%	9
Spring		8.7%	83
Autumn		12.3%	117
No preference		58.5%	556
		answered question	951
		skipped question	140

23. Gender			
		Response Percent	Response Count
Female		38.2%	361
Male		61.8%	585
		<i>answered question</i>	946
		<i>skipped question</i>	145

24. What is your postcode?		
		Response Count
		946
		<i>answered question</i>
		<i>skipped question</i>
		946
		145