



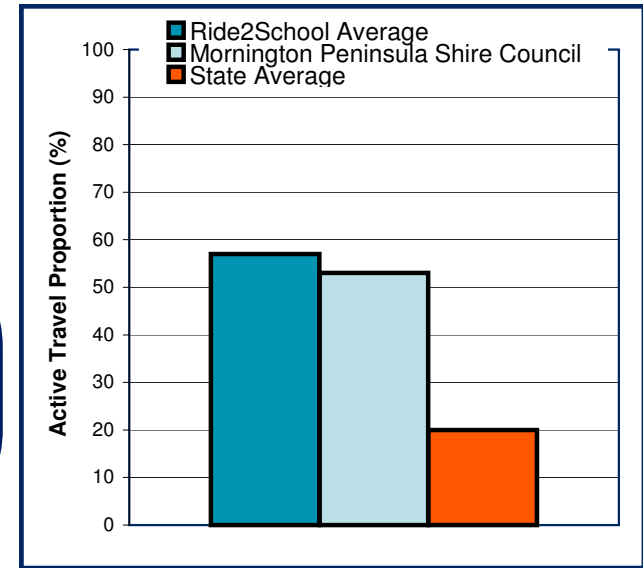
# National Ride2School Day 2010 Report

## Mornington Peninsula Shire Council

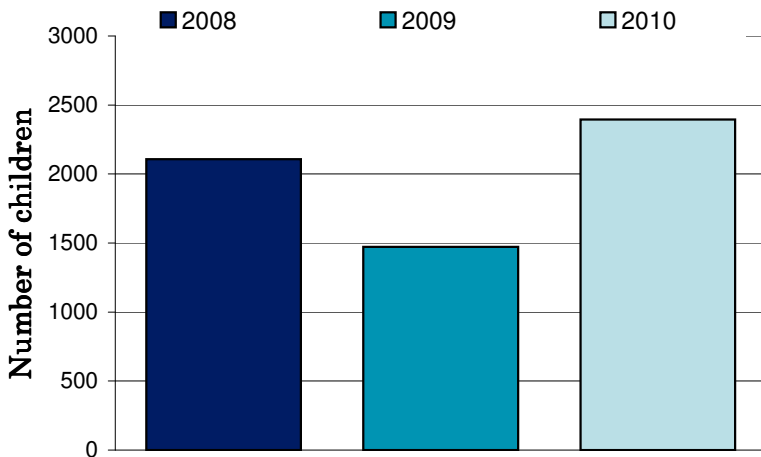
Dear Mayor, Councillors and supporters of Ride2School, Ride2School is proud to bring you all the figures on the 2010 National Ride2School Day in your municipality. This years National Ride2School Day was our biggest and best yet!

Any involvement your council may have had to support the day is much appreciated by all involved and gets more students riding more often!

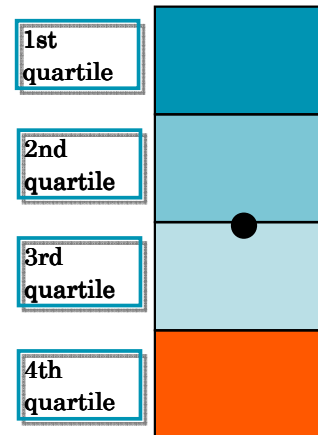
The graph on the right shows the Ride2School, your council's and the state-wide average active travel rate



**Active travel numbers (based on Hands Up! data)**



The black dot in the right diagram marks your relative position in comparison to other Victorian councils. Ideally, you want to be in the first quartile.



The registered school rank shows how many schools are registered in your council versus other councils. The active travel rank does the same, only for active travel percentage.

**Registered school rank**  
**8**  
**(out of 80 councils)**

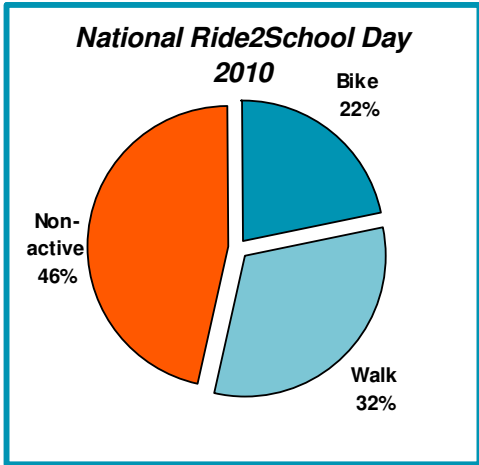
**Active travel rank**  
**52**  
**(out of 80 councils)**

| Schools currently registered with Ride2School   | National Ride2School Day Active Travel %age |      |      |
|---|---|------|------|
|   | 2008  | 2009 | 2010 |
| Warracknabeal Secondary College                 |   |      |      |
| St Albert's Catholic School                     |   |      | 36   |
| Somerville Primary School                       |   |      | 53   |
| Tyabb Railway Station Primary School            | 90  | 85   | 63   |
| Tyabb Primary School                            |   |      |      |
| Western Port Secondary College                  | 57  | 34   |      |
| Hastings Primary School                         |   | 78   | 90   |
| Hastings Westpark Primary School                |   |      |      |
| Bittern Primary School                          |   | 62   | 44   |
| St Joseph's Primary School (Crib Point)         | 13  | 67   | 71   |
| Crib Point Primary School                       | 83  | 46   | 78   |
| Balnarring Primary School                       |   |      |      |
| Somers Primary School                           | 63  |      |      |
| Mount Eliza Primary School                      | 67  |      |      |
| The Peninsula School P-12                       |   |      |      |
| St Thomas More Primary School (Mou)             | 22  |      |      |
| Skye Primary                                    |   |      |      |
| Toorak College Junior School                    |   | 57   | 55   |
| Mornington Park Primary School                  |   |      |      |
| St Macartan's Catholic Primary School           |   |      | 28   |
| Benton Junior College                           |   |      | 47   |
| Warracknabeal Special Developmental School P-12 |   |      |      |
| Osborne Primary School                          | 52  | 57   |      |
| Mount Martha Primary School                     | 29  |      | 72   |
| Dromana Primary                                 |   |      |      |
| Rosebud Primary School                          | 46  |      |      |
| Eastbourne Primary School                       | 30  |      | 53   |
| Rye Primary School                              |   | 22   | 41   |
| Sorrento Primary School                         |   |      | 43   |



**Carbon Savings**  
**7.11**  
**tonnes of greenhouse**  
**gas emissions**

**142204**  
**black balloons**



**Ride2School**  
**Ph: 03 8636 8888**  
**E: ride2school@bv.com.au**  
**W: www.ride2school.com.au**

**Top 5 Local Councils**  
 (Based on the number of schools reporting)

1. Greater Geelong City Council
2. Mornington Peninsula Shire Council
3. Yarra Ranges Shire Council
4. Boroondara City Council
5. Wyndham City Council

**Council Active Schools Challenge**

The Active Schools Challenge is an opportunity for schools who are already kicking some active travel goals or are hoping to increase their active travel rate to be rewarded for their efforts.

We know that council support assists in increasing active travel rates, so we have set you a challenge! The council that has the most schools complete the challenge compared to the total number of schools in the municipality will be rewarded the 2010 Ride2School Most Active Council Award. For more information visit

<http://www.bv.com.au/ride2school/91212/>