



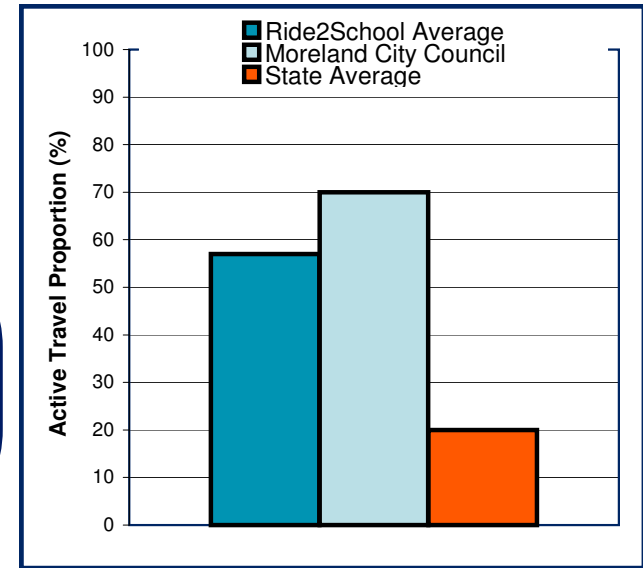
# National Ride2School Day 2010 Report

## Moreland City Council

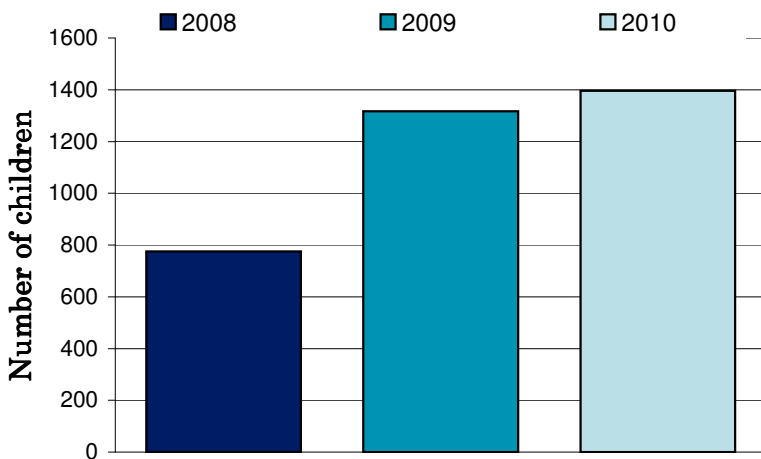
Dear Mayor, Councillors and supporters of Ride2School, Ride2School is proud to bring you all the figures on the 2010 National Ride2School Day in your municipality. This years National Ride2School Day was our biggest and best yet!

Any involvement your council may have had to support the day is much appreciated by all involved and gets more students riding more often!

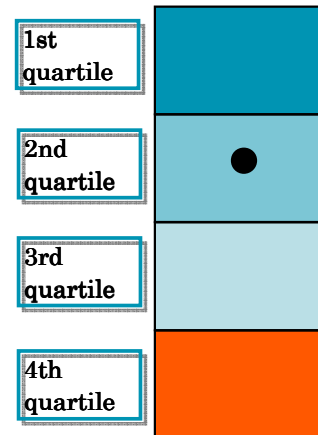
The graph on the right shows the Ride2School, your council's and the state-wide average active travel rate



**Active travel numbers (based on Hands Up! data)**



The black dot in the right diagram marks your relative position in comparison to other Victorian councils. Ideally, you want to be in the first quartile.



The registered school rank shows how many schools are registered in your council versus other councils. The active travel rank does the same, only for active travel percentage.

**Registered school rank**  
**22**  
**(out of 80 councils)**

**Active travel rank**  
**23**  
**(out of 80 councils)**

# Moreland City Council

Schools currently registered with Ride2School	National Ride2School Day Active Travel %age		
	2008	2009	2010
Westbreen Primary School	46		33
Pascoe Vale North Primary School			
St Oliver Plunkett Primary School		55	72
Westbreen Primary			
Glenroy Primary School	80	51	
Glenroy North Primary School	69		
Oak Park Primary School	49	80	62
Victorian College Of Koori Education Primary			
Brunswick North Primary School			
Brunswick South West Primary School		88	89
St Joseph's Primary (Brunswick West Vic)			
Brunswick North West Primary School			71
Brunswick Secondary College			
Brunswick South Primary School	63	90	
Our Ladys Help Of Christians Primary School			
Coburg North Primary School			81
Moreland Primary School	50	80	59
Coburg Primary School			
Fawcner Secondary College			
St Mark's Catholic Primary School			
Brunswick East Primary School		70	79



**Carbon Savings**  
**4.96**  
**tonnes of greenhouse**  
**gas emissions**

**99113**  
**black balloons**

**Top 5 Local Councils**  
 (Based on the number of schools reporting)

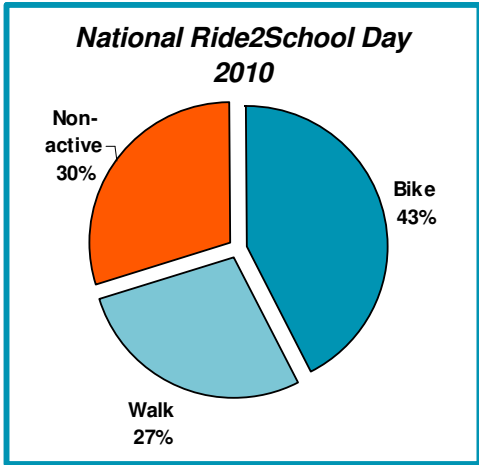
1. Greater Geelong City Council
2. Mornington Peninsula Shire Council
3. Yarra Ranges Shire Council
4. Boroondara City Council
5. Wyndham City Council

**Council Active Schools Challenge**

The Active Schools Challenge is an opportunity for schools who are already kicking some active travel goals or are hoping to increase their active travel rate to be rewarded for their efforts.

We know that council support assists in increasing active travel rates, so we have set you a challenge! The council that has the most schools complete the challenge compared to the total number of schools in the municipality will be rewarded the 2010 Ride2School Most Active Council Award. For more information visit

<http://www.bv.com.au/ride2school/91212/>



**Ride2School**  
 Ph: 03 8636 8888  
 E: [ride2school@bv.com.au](mailto:ride2school@bv.com.au)  
 W: [www.ride2school.com.au](http://www.ride2school.com.au)