



Ride2School Term 2, 2010 Council Report

Moreland City Council

Dear Mayor, Councillors and supporters of Ride2School,

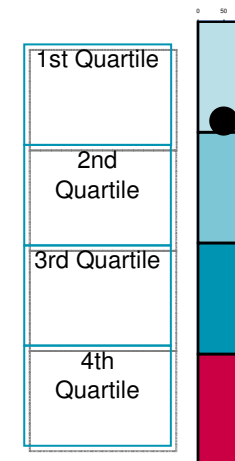
Ride2School's monthly Hands Up! Active travel count calculates the average number of students that walk and ride to school in your municipality. We hope this data allows you to be aware of active travel rates and to track progress over time.

Top 4 Local Councils

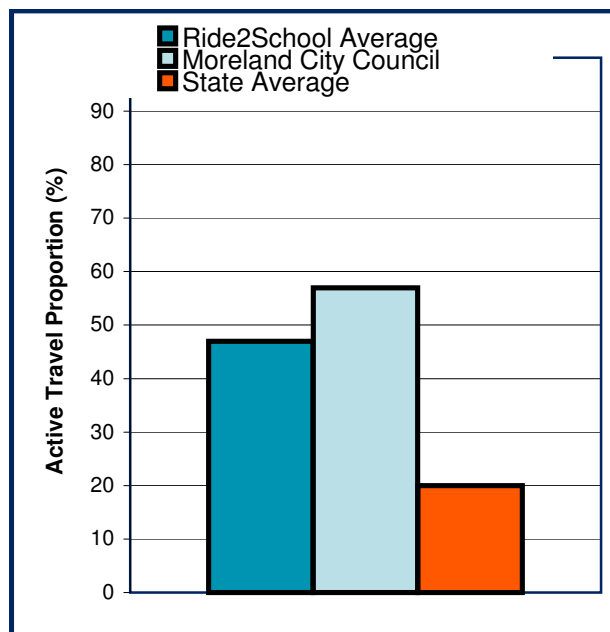
(based on proportion of schools reporting)

Greater Geelong City Council
 Yarra Ranges Shire Council
 Boroondara City Council
 Mornington Peninsula Shire Council

The black dot in the right diagram marks your relative position in comparison to other Victorian councils. Ideally, you want to be in the first quartile.



| | Active Travel rate (%) | Number of students | Number of schools entering data |
|----------|------------------------|--------------------|---------------------------------|
| April 08 | 45 | 1108 | 6 |
| April 09 | 46 | 1082 | 7 |
| April 10 | 60 | 1795 | 9 |
| May 08 | 49 | 843 | 5 |
| May 09 | 60 | 1299 | 6 |
| May 10 | 56 | 1493 | 7 |
| June 08 | 57 | 678 | 3 |
| June 09 | 53 | 2012 | 7 |
| June 10 | 56 | 1196 | 6 |



Registered school rank
22
 (out of 80 councils)

Active travel rank
17
 (out of 80 councils)

The registered school rank shows how many schools are registered in your council versus other councils. The active travel rank does the same, only for active travel percentage.



| Schools currently registered with Ride2School | Term 2 Active Travel %age | | |
|---|-------------------------------|--------|---------|
| | April 10 | May 10 | June 10 |
| | Brunswick East Primary School | 59 | 53 |
| Pascoe Vale North Primary School | 100 | | |
| St Oliver Plunkett Primary School | 44 | 49 | 42 |
| Westbreen Primary | | | |
| Westbreen Primary School | 37 | 32 | |
| Glenroy North Primary School | | | |
| Glenroy Primary School | | | |
| Oak Park Primary School | | | |
| Victorian College Of Koori Education Primary | | | |
| Brunswick North Primary School | | | |
| Brunswick South West Primary School | 71 | 79 | 75 |
| St Joseph's Primary (Brunswick West Vic) | | | 54 |
| Brunswick North West Primary School | 73 | 58 | 68 |
| Brunswick Secondary College | | | |
| Brunswick South Primary School | 39 | | |
| Our Ladys Help Of Christians Primary School | | | |
| Coburg North Primary School | 76 | 67 | 59 |
| Coburg Primary School | | | |
| Moreland Primary School | 44 | 54 | 41 |
| Fawkner Secondary College | | | |
| St Mark's Catholic Primary School | | | |

We want you to be part of something big

On the 13th October bikes will be taking the streets and we want you to be part of it.

Join the commuter revolution and register for Ride to Work Day
www.ride2work.com.au

Carbon Savings
4.52
tonnes of greenhouse gas emissions
90312
black balloons

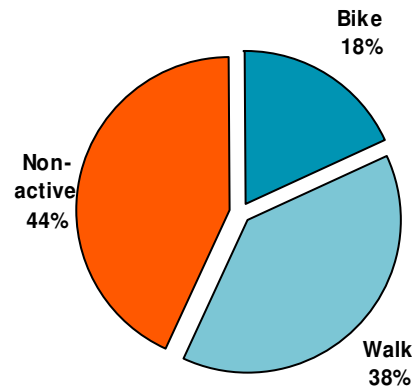
Gold Medal Challenge

The challenge encourages all Victorian secondary school students to set a goal to accumulate 250km, 500km, 750km or 1,000km before the end of this year. Students who reach their goal will receive a gold medal and will go into the draw to win great prizes.

Encourage secondary students to be a part of the challenge by directing them to the Ride2School website
www.ride2school.com.au

For more information on how your council can support the Gold Medal challenge, please contact the Ride2School team on 8636 8888 or ride2school@bv.com.au

Term 2 2010



Ride2School
Ph: 03 8636 8888
E: ride2school@bv.com.au
W: www.ride2school.com.au