



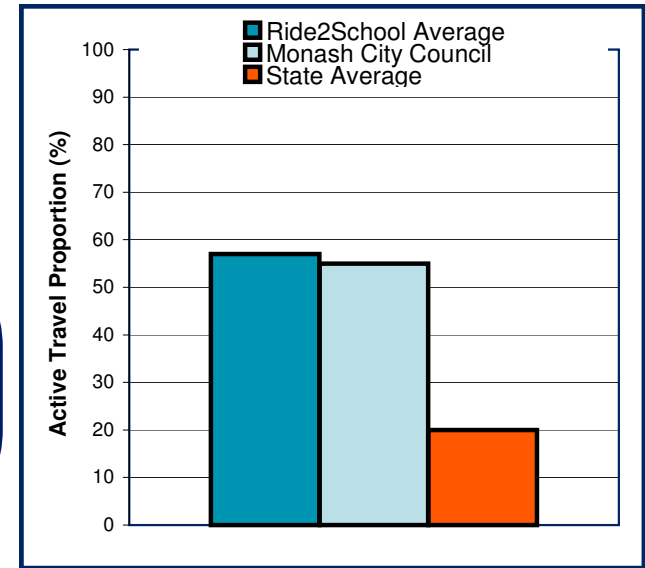
# National Ride2School Day 2010 Report

## Monash City Council

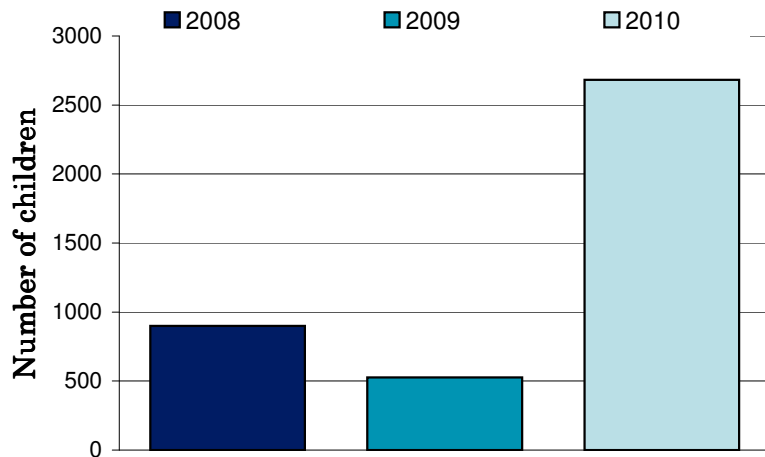
Dear Mayor, Councillors and supporters of Ride2School, Ride2School is proud to bring you all the figures on the 2010 National Ride2School Day in your municipality. This years National Ride2School Day was our biggest and best yet!

Any involvement your council may have had to support the day is much appreciated by all involved and gets more students riding more often!

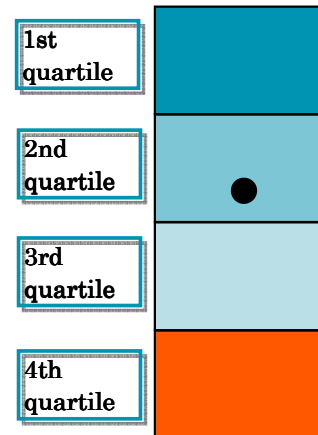
The graph on the right shows the Ride2School, your council's and the state-wide average active travel rate



**Active travel numbers (based on Hands Up! data)**



The black dot in the right diagram marks your relative position in comparison to other Victorian councils. Ideally, you want to be in the first quartile.



The registered school rank shows how many schools are registered in your council versus other councils. The active travel rank does the same, only for active travel percentage.

**Registered school rank**  
**4**  
**(out of 80 councils)**

**Active travel rank**  
**36**  
**(out of 80 councils)**

# Monash City Council

Schools currently registered with Ride2School	National Ride2School Day Active Travel %age		
	2008	2009	2010
Parkhill Primary School			
Ashwood (Special) School	15		
Ashwood Secondary College			
St Mary Magdalen's Primary School			
Syndal South Primary	53	45	53
Mount Waverley Secondary College			
Mount Waverley North Primary School			
Huntingtower Secondary School			
Pinewood Primary School	30		
Essex Heights Primary School	26	48	46
St Christopher's Primary School (Synod)	60		69
Glen Waverley Secondary College			46
Highvale Secondary College			
Highvale Primary School		58	
Brentwood Secondary College			
Glen Waverley Primary School			
Glen Waverley South Primary School	52		60
Wheelers Hill Primary School			80
Mount View Primary School			
Brandon Park Primary School			
Frank W Cheshire Education Centre			
Camelot Rise Primary School			
Wheelers Hill Secondary College			
Burwood East Primary School			
Burwood Heights Primary School			70
Waverley Christian College			
Sacred Heart Girls College			
Oakleigh Greek Orthodox College			
Oakleigh Primary School	73		83
Amsleigh Park Primary School			
Hughesdale Primary			53
Monash Secondary School			
Clayton Primary School			
Albany Rise Primary School			



**Carbon Savings**  
**2.98**  
**tonnes of greenhouse gas emissions**

**59633**  
**black balloons**

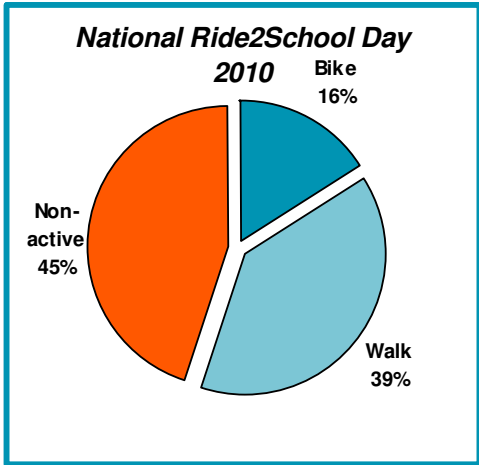
- Top 5 Local Councils**  
 (Based on the number of schools reporting)
1. Greater Geelong City Council
  2. Mornington Peninsula Shire Council
  3. Yarra Ranges Shire Council
  4. Boroondara City Council
  5. Wyndham City Council

**Council Active Schools Challenge**

The Active Schools Challenge is an opportunity for schools who are already kicking some active travel goals or are hoping to increase their active travel rate to be rewarded for their efforts.

We know that council support assists in increasing active travel rates, so we have set you a challenge! The council that has the most schools complete the challenge compared to the total number of schools in the municipality will be rewarded the 2010 Ride2School Most Active Council Award. For more information visit

<http://www.bv.com.au/ride2school/91212/>



**Ride2School**  
 Ph: 03 8636 8888  
 E: [ride2school@bv.com.au](mailto:ride2school@bv.com.au)  
 W: [www.ride2school.com.au](http://www.ride2school.com.au)

