



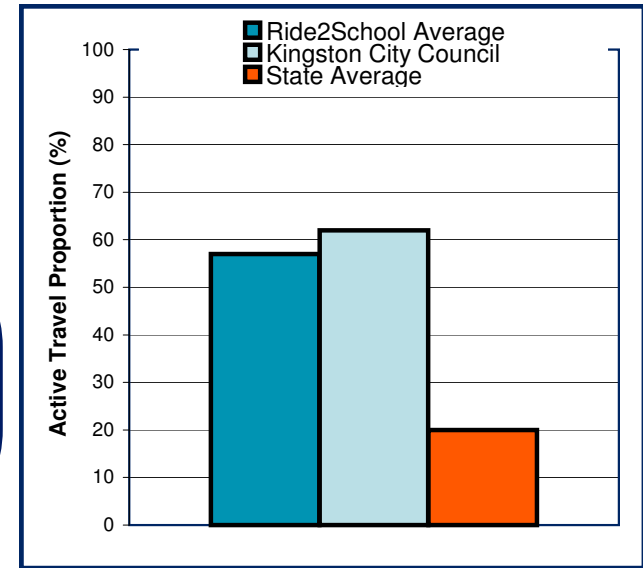
National Ride2School Day 2010 Report

Kingston City Council

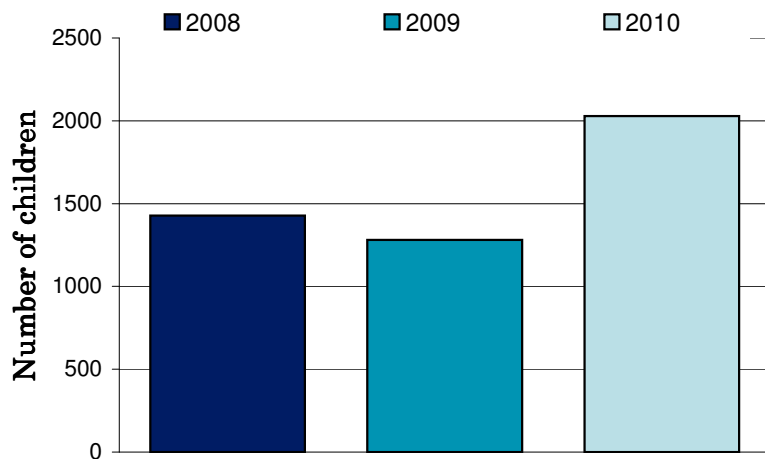
Dear Mayor, Councillors and supporters of Ride2School, Ride2School is proud to bring you all the figures on the 2010 National Ride2School Day in your municipality. This years National Ride2School Day was our biggest and best yet!

Any involvement your council may have had to support the day is much appreciated by all involved and gets more students riding more often!

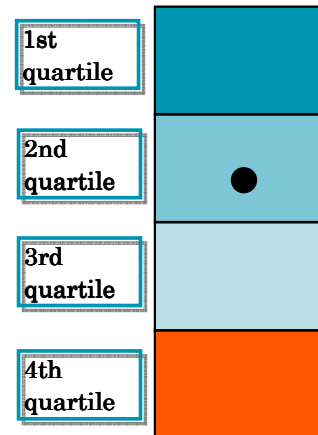
The graph on the right shows the Ride2School, your council's and the state-wide average active travel rate



Active travel numbers (based on Hands Up! data)



The black dot in the right diagram marks your relative position in comparison to other Victorian councils. Ideally, you want to be in the first quartile.



The registered school rank shows how many schools are registered in your council versus other councils. The active travel rank does the same, only for active travel percentage.

Registered school rank
16
(out of 80 councils)

Active travel rank
30
(out of 80 councils)

Kingston City Council

Schools currently registered with Ride2School	National Ride2School Day Active Travel %age		
	2008	2009	2010
Clarinda Primary School	40		
Westall Primary School			
Clayton South Primary School	61	68	
Dingley Primary School	55	44	61
Kingswood Primary School (VIC)			41
St Mark's Primary School (Dingley)			64
Moorabbin Primary School			100
Our Lady of the Assumption		28	69
St Bedes College			
Mentone Girls' Secondary College			
Mentone Primary School	42		
Mentone Park Primary School		50	
Mentone Girls Grammar School			29
Aspendale Gardens Primary School	48	58	59
Aspendale Primary School	81	65	
Parkdale Secondary College			
St Louis De Montforts Primary School			
Kilbreda College			
Nola Barber Kindergarten			
Chelsea Heights Primary School			
Chelsea Primary School	73		
St Joseph's Primary School (Chelsea)			
Carrum Primary School	85	73	93
Patterson Lakes Primary School			



Carbon Savings
5.75
tonnes of greenhouse
gas emissions

114900
black balloons

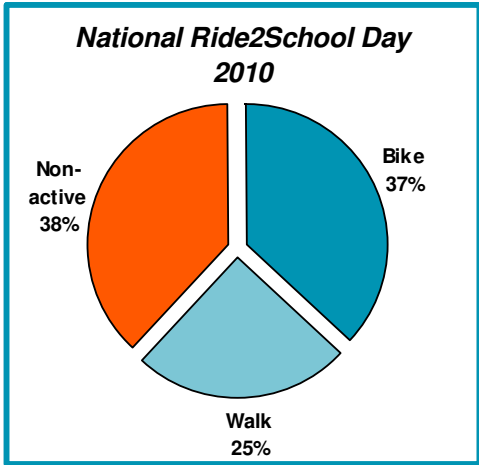
Top 5 Local Councils
 (Based on the number of schools reporting)
 1. Greater Geelong City Council
 2. Mornington Peninsula Shire Council
 3. Yarra Ranges Shire Council
 4. Boroondara City Council
 5. Wyndham City Council

Council Active Schools Challenge

The Active Schools Challenge is an opportunity for schools who are already kicking some active travel goals or are hoping to increase their active travel rate to be rewarded for their efforts.

We know that council support assists in increasing active travel rates, so we have set you a challenge! The council that has the most schools complete the challenge compared to the total number of schools in the municipality will be rewarded the 2010 Ride2School Most Active Council Award. For more information visit

<http://www.bv.com.au/ride2school/91212/>



Ride2School
 Ph: 03 8636 8888
 E: ride2school@bv.com.au
 W: www.ride2school.com.au