



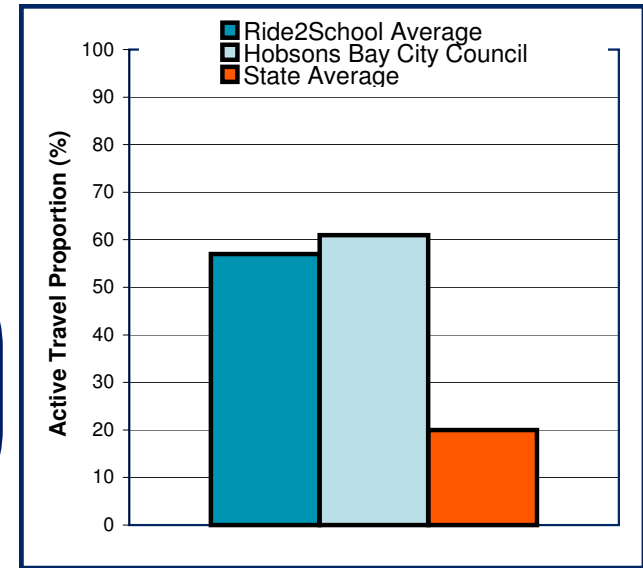
National Ride2School Day 2010 Report

Hobsons Bay City Council

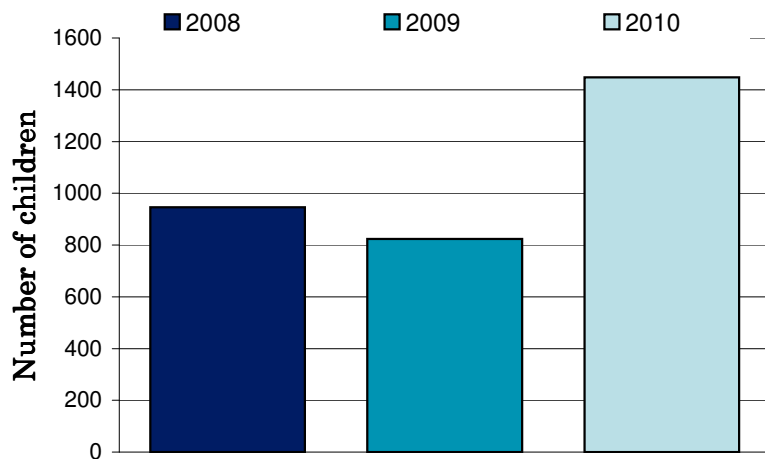
Dear Mayor, Councillors and supporters of Ride2School, Ride2School is proud to bring you all the figures on the 2010 National Ride2School Day in your municipality. This years National Ride2School Day was our biggest and best yet!

Any involvement your council may have had to support the day is much appreciated by all involved and gets more students riding more often!

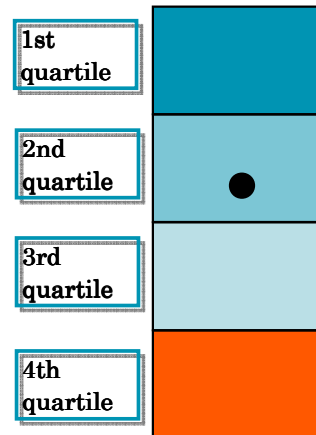
The graph on the right shows the Ride2School, your council's and the state-wide average active travel rate



Active travel numbers (based on Hands Up! data)



The black dot in the right diagram marks your relative position in comparison to other Victorian councils. Ideally, you want to be in the first quartile.



The registered school rank shows how many schools are registered in your council versus other councils. The active travel rank does the same, only for active travel percentage.

Registered school rank
24
(out of 80 councils)

Active travel rank
32
(out of 80 councils)

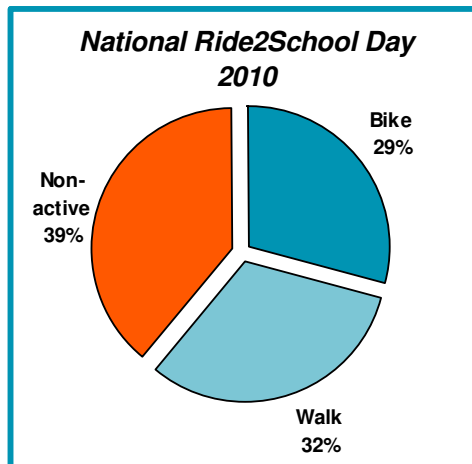
Hobsons Bay City Council

Schools currently registered with Ride2School	National Ride2School Day Active Travel %age		
	2008	2009	2010
Newport Lakes Primary School			
Spotswood Primary School	50	58	
St Margaret Mary's Primary School			77
Newport Gardens Primary School			
Williamstown High School (Pasco St)			
St Mary's Primary School (Williamstown)	58	67	89
Williamstown Primary School			
Mount St Joseph Girls College			
Altona Primary School	62	28	40
Seaholme Primary School			
St Mary's Primary School (Altona Vic)		56	73
Bayside College - Altona Campus			
Eastona Park Primary School			
Altona Gate Primary School			
Altona North Primary School	53		47
Queen Of Peace Parish Primary School			
Altona Green Primary School		58	71
Laharum Primary School			
Altona North Primary School	53		47



Carbon Savings
3.81
tonnes of greenhouse gas emissions

76216
black balloons



Ride2School
 Ph: 03 8636 8888
 E: ride2school@bv.com.au
 W: www.ride2school.com.au

Top 5 Local Councils
 (Based on the number of schools reporting)

1. Greater Geelong City Council
2. Mornington Peninsula Shire Council
3. Yarra Ranges Shire Council
4. Boroondara City Council
5. Wyndham City Council

Council Active Schools Challenge

The Active Schools Challenge is an opportunity for schools who are already kicking some active travel goals or are hoping to increase their active travel rate to be rewarded for their efforts.

We know that council support assists in increasing active travel rates, so we have set you a challenge! The council that has the most schools complete the challenge compared to the total number of schools in the municipality will be rewarded the 2010 Ride2School Most Active Council Award. For more information visit

<http://www.bv.com.au/ride2school/91212/>