



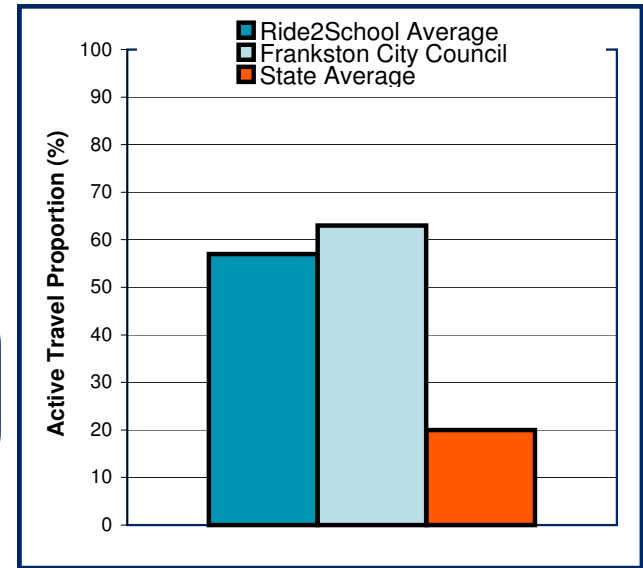
National Ride2School Day 2010 Report

Frankston City Council

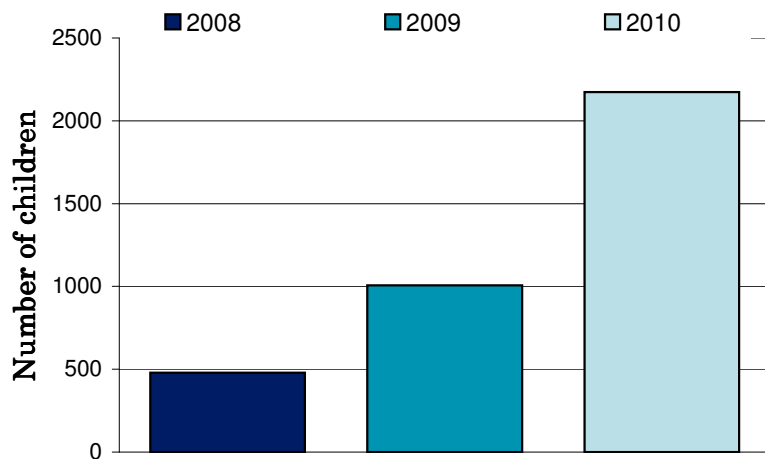
Dear Mayor, Councillors and supporters of Ride2School, Ride2School is proud to bring you all the figures on the 2010 National Ride2School Day in your municipality. This years National Ride2School Day was our biggest and best yet!

Any involvement your council may have had to support the day is much appreciated by all involved and gets more students riding more often!

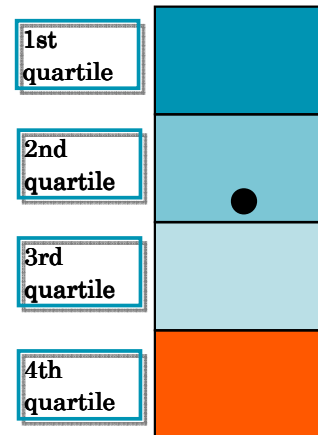
The graph on the right shows the Ride2School, your council's and the state-wide average active travel rate



Active travel numbers (based on Hands Up! data)



The black dot in the right diagram marks your relative position in comparison to other Victorian councils. Ideally, you want to be in the first quartile.



The registered school rank shows how many schools are registered in your council versus other councils. The active travel rank does the same, only for active travel percentage.

Registered school rank
9
(out of 80 councils)

Active travel rank
40
(out of 80 councils)

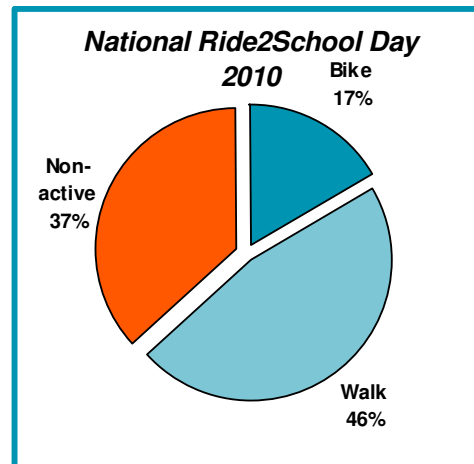
Frankston City Council

Schools currently registered with Ride2School	National Ride2School Day Active Travel %age		
	2008	2009	2010
Belvedere Park Primary School			84
Seaford Park Primary School			26
Nepean Special School P-12			
Kananook Primary School	37		
Seaford Primary School		56	65
Frankston High School			
St John's primary School (Frankston East Vic)			
Derinya Primary School			
Karingal Heights Primary School			
Ballam Park Primary School			40
John Paul College			
Kingsley Park Primary School			
Frankston East Primary School			
Karingal Primary School			
McClelland College			
Monterey Secondary College		54	66
Mahogany Rise Primary School			
St Joachim's Primary School (Carrum Downs)			
Carrum Downs Secondary College			
Carrum Downs Primary School		82	65
Rowellyn Park Primary School			
Langwarrin Park Primary School	52		69
Langwarrin Primary School		31	66
St Jude's Primary School			
St Jude's Primary School			
McClelland College			
McClelland College			



Carbon Savings
3.84
tonnes of greenhouse
gas emissions

76711
black balloons



Ride2School
 Ph: 03 8636 8888
 E: ride2school@bv.com.au
 W: www.ride2school.com.au

Top 5 Local Councils
 (Based on the number of schools reporting)

1. Greater Geelong City Council
2. Mornington Peninsula Shire Council
3. Yarra Ranges Shire Council
4. Boroondara City Council
5. Wyndham City Council

Council Active Schools Challenge

The Active Schools Challenge is an opportunity for schools who are already kicking some active travel goals or are hoping to increase their active travel rate to be rewarded for their efforts.

We know that council support assists in increasing active travel rates, so we have set you a challenge! The council that has the most schools complete the challenge compared to the total number of schools in the municipality will be rewarded the 2010 Ride2School Most Active Council Award. For more information visit

<http://www.bv.com.au/ride2school/91212/>